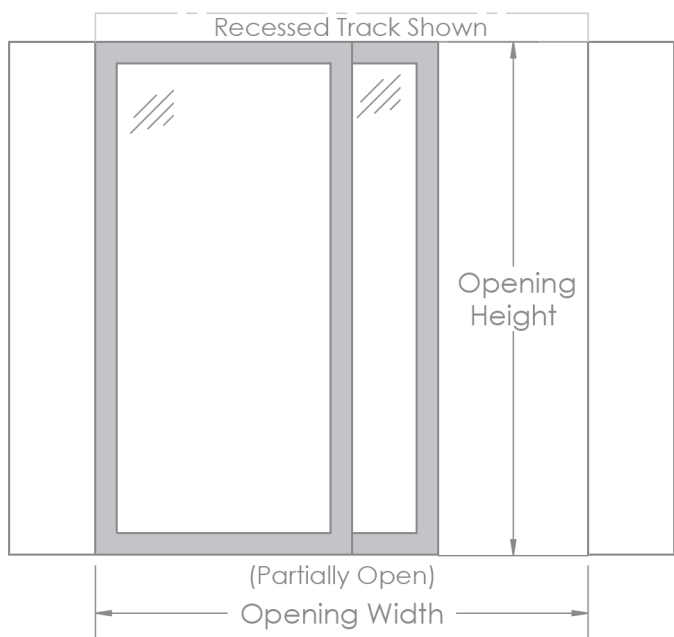


(Closed)



### Description

Our Closet Door Systems are ideal for any sliding closet application. Doors slide on QuietSlide™ Track. '2 Doors, 2 Lines of Track' configuration shown at left. Please see page 2 for other common configurations.

### Frame

Clean & simple, yet sleek frame design. Our aluminum extrusion frames are ideal for use in both professional or residential applications. Systems are fully finished on both sides with virtually no visible screws or fasteners. Standard frame size is three inches wide. Overall thickness is one and three-eighths inches.

### Glass

All systems have a front clear tempered glass panel with a selectable tempered glass finish behind. Rear glass panel options are:

- Clear. Clear glass panel.
- Frosted. Frosted glass panel.

### Trapped Material

The following types of trapped material are offered:

- Beach Dune Grass. Dried jade-colored beach grass is enclosed between two panels of tempered glass.
- Coastal Branch Stack. Light-colored coastal branches stacked and enclosed between two panels of tempered glass.
- Birch Branch Thatch. Natural-dried birch branch upright design enclosed between two panels of tempered glass.
- Ellipsed Wood Rings. Dyed wooden ribbon ellipsed rings are created from premium quality dyed wooden ribbon enclosed between two panels of tempered glass. Three color selections are available- brown, white, or black ribbon.

### Frame Finish

Aluminum frames are offered in high-quality, durable anodized or powder coat finishes: Anodized Aluminum, Dark Espresso, Snow White and Knight Black. Custom powder coat colors are available.

### QuietSlide™ Track

Overhead track suitable for surface or recessed mounting. The QuietSlide Track System ensures a smooth roll and quick installation. Aluminum extrusion with mounting holes and a design that ensures track wheels will never jump their tracks. All track hardware is included.

- Standard. Surface mounted, fascia included.
- Recessed. Recess mounted.

### Floor Alignment Guide

Floor alignment guides allow for vertical alignment and extra stability of doors.

- Standard Guide. Surface mounted full length guide.
- Recessed Guide. Recess mounted full-length guide.
- 5/8" Recessed Guide. Recess mounted 5/8" wide U-Channel full-length guide.
- Bracket Guides. Small bypass guides. Suited for 2-door bypassing systems.

### Green Building

Perfect for consideration in LEED®-certified projects.

The LEED® (Leadership in Energy and Environmental Design) Green Building Rating System is the nationally accepted benchmark for the design, construction, and operation of high performance green buildings.

'LEED' is a trademark owned by the USGBC (U.S. Green Building Council).

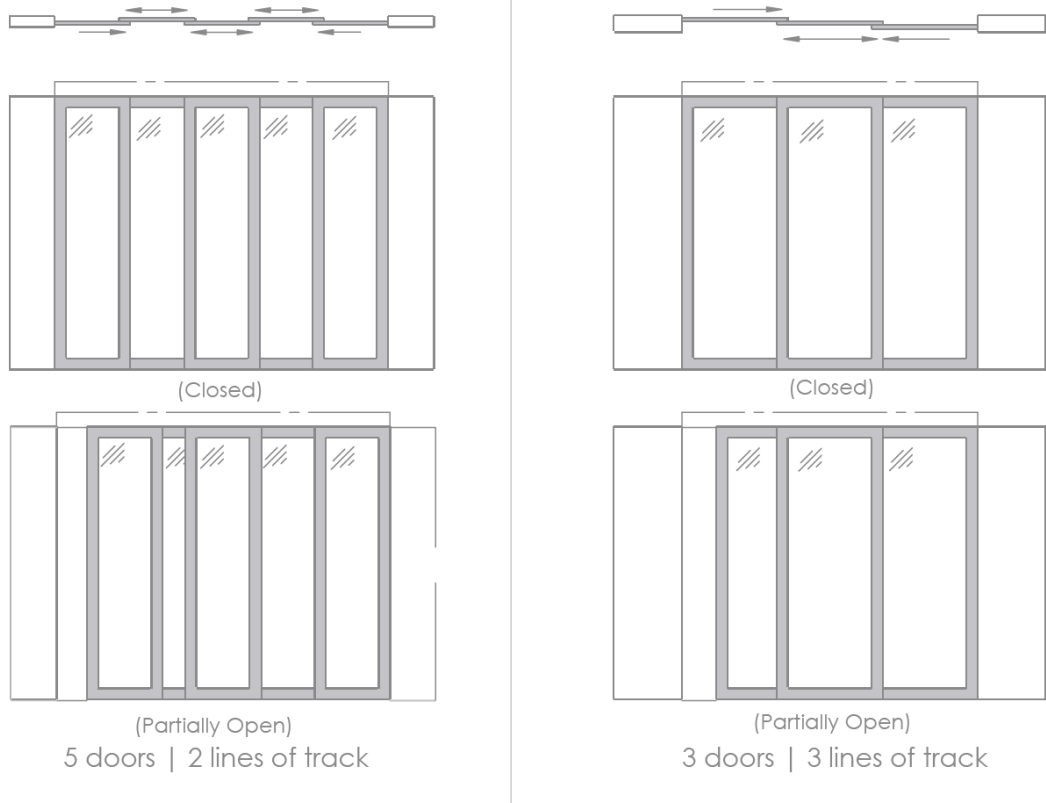
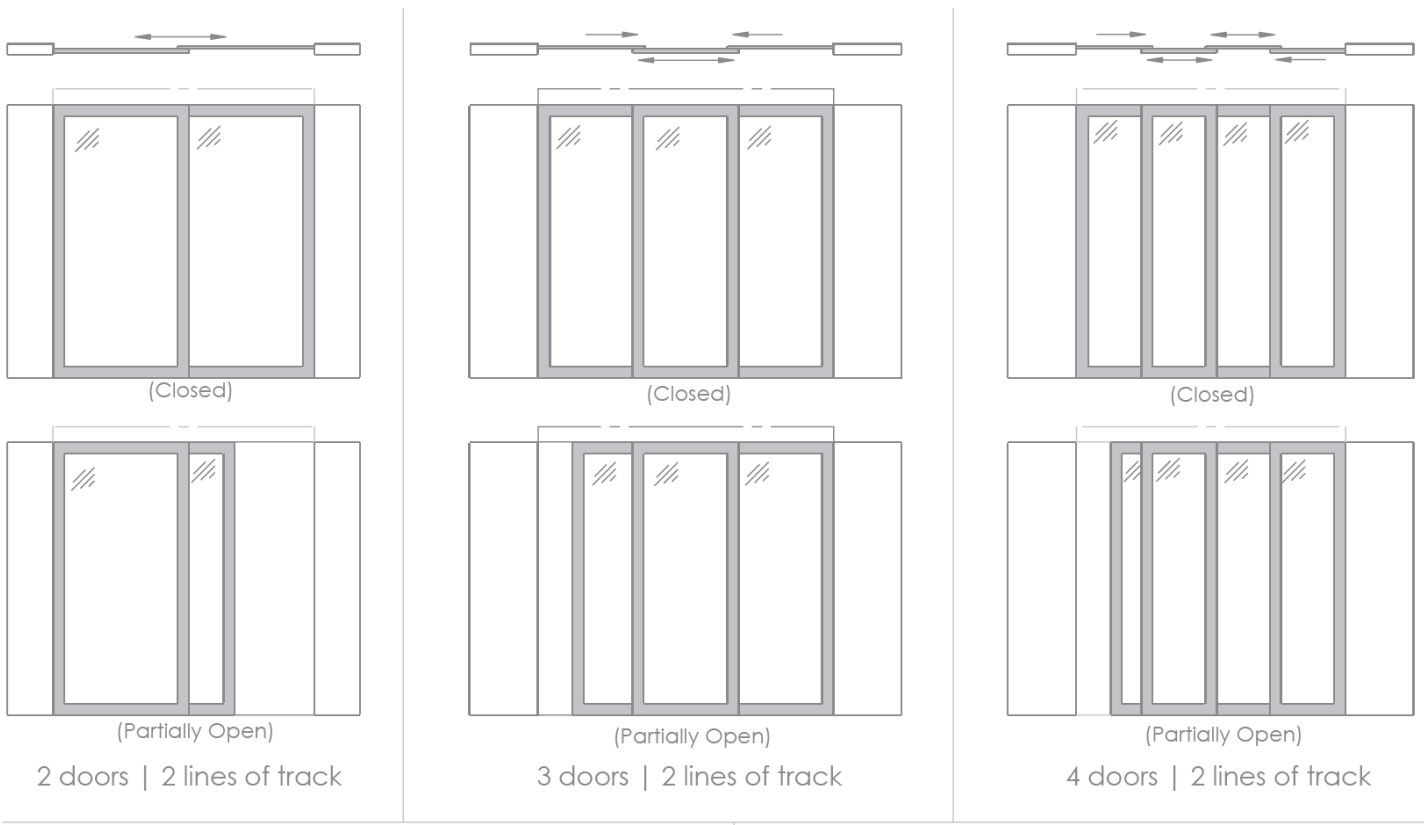


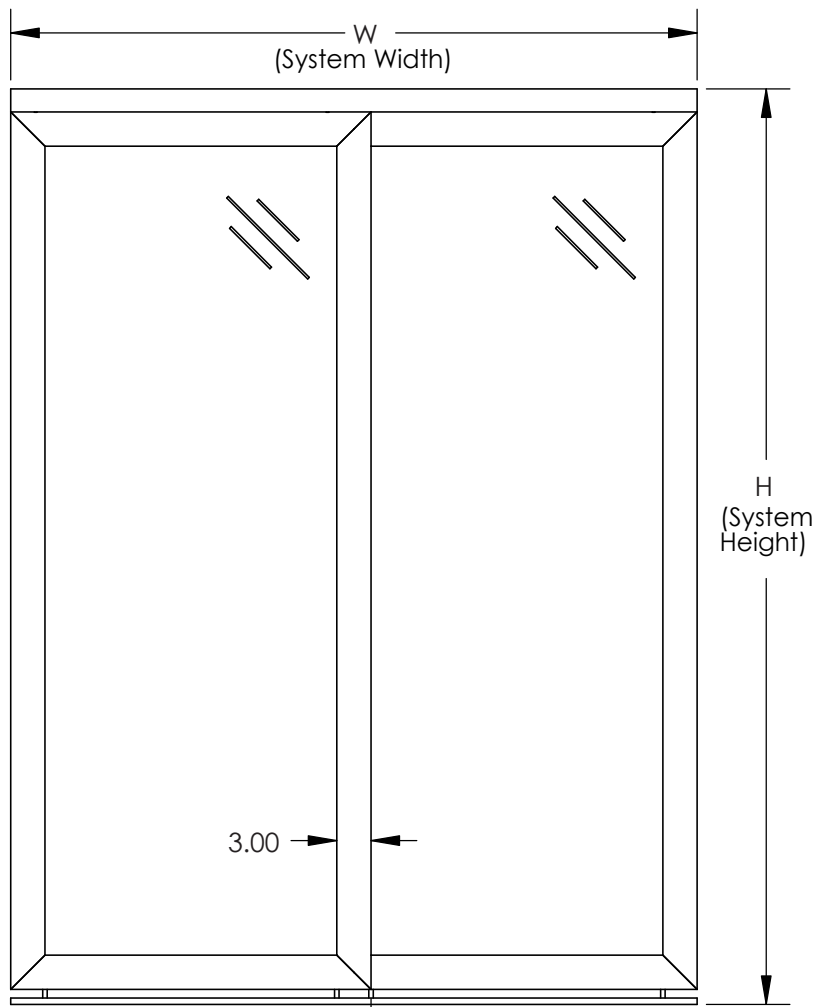
Made in the USA.

### Model Number

Closet	# Doors	# Lines of Track	Opening Width (inches)	Opening Height (inches)	Rear Glass Panel C - Clear F - Frosted	Trapped Material BDG - Beach Dune Grass CBS - Coastal Branch Stack BBT - Birch Branch Thatch EWR - Ellipsed Wood Rings- Brown EWW - Ellipsed Wood Rings- White EWA - Ellipsed Wood Rings- Black	Frame Finish AA - Anodized Aluminum PE - Dark Espresso PW - Snow White PB - Knight Black	QuietSlide Track S - Standard R - Recessed	Floor Alignment Guide S - Standard R - Recessed 8 - 5/8" Recessed B - Bracket Guides	Finger Pulls NN - None SF - Satin Nickel BF - Solid Brass KF - Black
--------	---------	------------------	------------------------	-------------------------	--	--	---	--	--	--

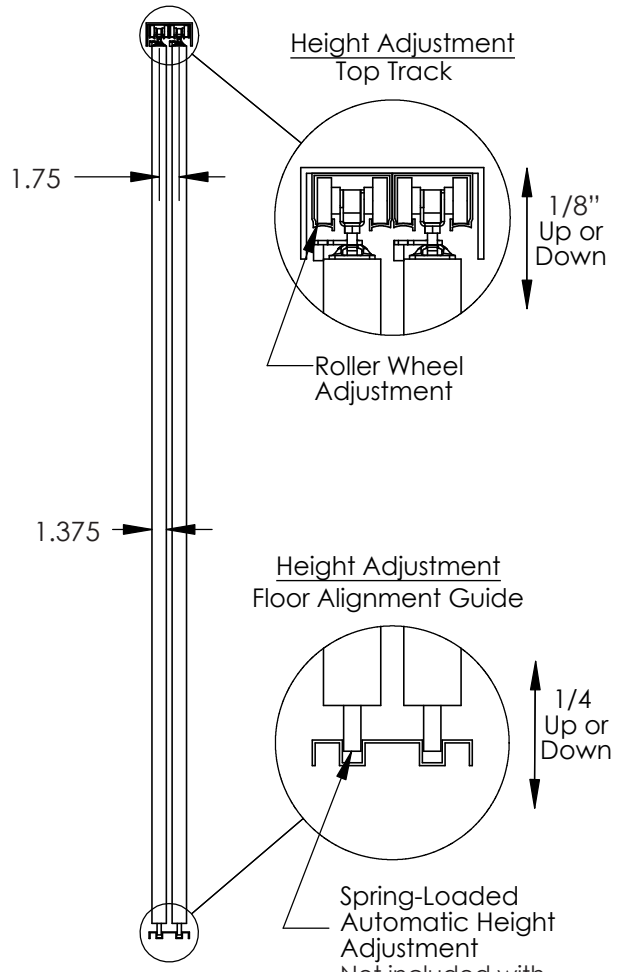
For a quote, please complete and email to [sales@openclosedoors.com](mailto:sales@openclosedoors.com)



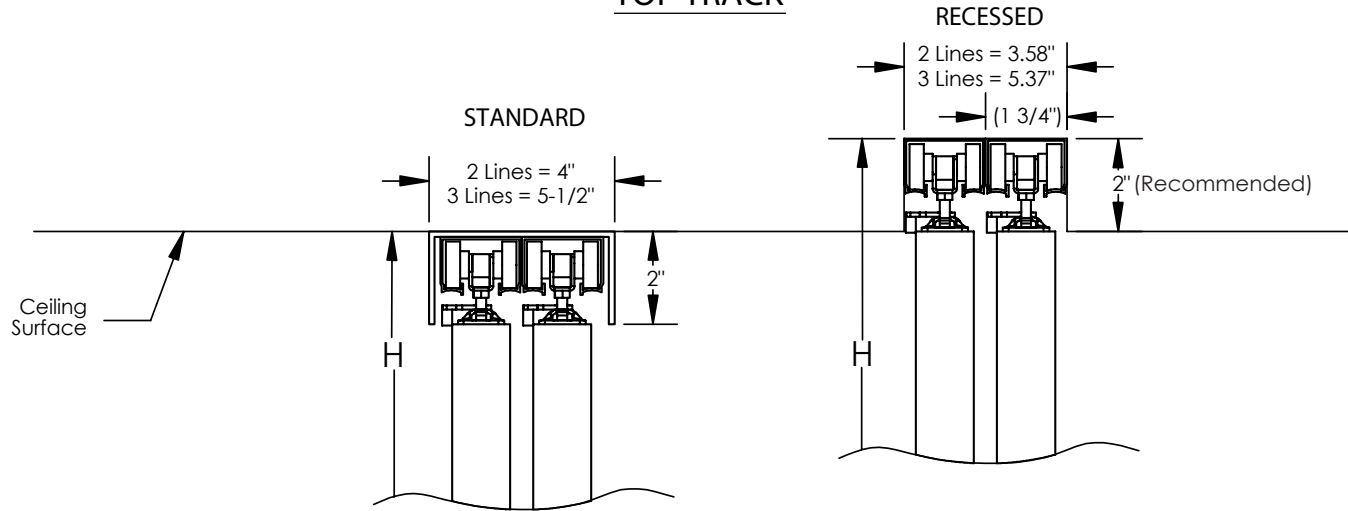


Door Width

2 Door System =  $(W+3)/2$   
 3 Door System =  $(W+6)/3$   
 4 Door System =  $(W+9)/4$



**TOP TRACK**



**FLOOR ALIGNMENT GUIDE**

